

MANITOU

MC 40/50 Powershift

Specialists in yard handling

- Capability 4000 kg and 5000 kg



MC 40/50 : specialists in yard handling

The MC 4 and 5 tonne trucks from the MANITOU range are designed for handling heavy, long and bulky loads outside on uneven ground.

The MCs 40/50 are powerful, fast and effective trucks, with a 1004.42 4-cylinder direct injection Perkins conventional engine which develops 80 hp/60 kW at a nominal engine speed of 2200 rpm, and with torque converter transmission that can adapt to various work modes (travelling, loading or unloading, stacking etc.)

• Fast and flexible working

The new Powershift gearbox with the EGS electronic gear selector optimises cycle time.

There is progressive gear change carried out under torque for fast operation.

Switching through the gears is kept flexible by the EGS system which automatically adjusts the engine speed in accordance with the gear selected.

For yard work the operator has a slow approach pedal and a differential lock with electro-hydraulic control.



• Enhanced stability



Large diameter wheels combined with high ground clearance allow obstacles to be cleared (rails, steep slopes, pot-holes etc) in complete safety for the load and for the driver.








The MCs are remarkable for handling bulk goods because they have exceptional tearout. In addition, they are fitted with a steering axle with integral cylinder giving an exceptional steering lock.

The good distribution of weight on each axle combined with a wide gauge guarantee stability on uneven ground.

Mast MC 40/MC 50 Powershift

MASTS		TYPE	LIFTING HEIGHT ON FORKS (mm)	OVERALL HEIGHT MAST LOWERED (mm)	FREE LIFT ON FORKS (mm)	OVERALL HEIGHT MAST EXTENDED (mm)	HEIGHT AT MAX. CAPACITY (mm)		CAPACITY AT MAX. HEIGHT (kg)		MAST TILTING ANGLE Front/Rear
							With side shift carriage	Without side shift carriage	With side shift carriage	Without side shift carriage	
DUPLEX TOTAL VISIBILITY	3.00 m	MC 40 Powershift MC 50 Powershift	3050 3060	2505	-	4050	3000 3000		3600 4700	4000 5000	15°/15°
	3.30 m	MC 40 Powershift MC 50 Powershift	3350 3360	2655	-	4350	3300 3300		3600 4700	4000 5000	15°/15°
	3.50 m	MC 40 Powershift MC 50 Powershift	3550 3560	2755	-	4550	3500 3500		3600 4700	4000 5000	15°/15°
	3.70 m	MC 40 Powershift MC 50 Powershift	3750 3760	2855	-	4750	3700 3700		3600 4700	4000 5000	15°/15°
	4.00 m	MC 40 Powershift MC 50 Powershift	4050 4060	3005	-	5050	4000 4000		3600 4700	4000 5000	15°/15°
	4.50 m	MC 40 Powershift MC 50 Powershift	4550 4560	3250	-	5550	4500 4000		3600 4050	4000 4500	15°/15°
	5.00 m	MC 40 Powershift MC 50 Powershift	5050 5060	3505	-	6050	4000 4000		3400 3600	3800 4000	15°/15°
DUPLEX FREE LIFT	3.00 m	MC 40 Powershift MC 50 Powershift	3050 3060	2530	1518 1528	4062	3000 3000		3600 4700	4000 5000	15°/15°
	3.30 m	MC 40 Powershift MC 50 Powershift	3350 3360	2680	1668 1678	4362	3300 3300		3600 4700	4000 5000	15°/15°
	3.50 m	MC 40 Powershift MC 50 Powershift	3550 3560	2780	1768 1778	4562	3500 3500		3600 4700	4000 5000	15°/15°
	3.70 m	MC 40 Powershift MC 50 Powershift	3750 3760	2880	1868 1878	4762	3700 3700		3600 4700	4000 5000	15°/15°
	4.00 m	MC 40 Powershift MC 50 Powershift	4050 4060	3030	2018 2028	5062	4000 4000		3600 4700	4000 5000	15°/15°
TRIPLEX FREE LIFT	3.70 m	MC 40 Powershift MC 50 Powershift	3750 3760	2255	1255 1265	4750	3700 3700		4000 4500	4000 5000	15°/15°
	4.00 m	MC 40 Powershift MC 50 Powershift	4050 4060	2355	1355 1365	5050	4000 4000		4000 4500	4000 5000	15°/15°
	4.50 m	MC 40 Powershift MC 50 Powershift	4550 4560	2530	1530 1540	5550	4500 4000		4000 3600	4000 4000	15°/15°
	4.70 m	MC 40 Powershift MC 50 Powershift	4750 4760	2590	1590 1600	5750	4000 4000		3400 3350	3800 3700	15°/15°
	5.00 m	MC 40 Powershift MC 50 Powershift	5050 5060	2705	1705 1715	6050	4000 4000		3300 2950	3700 3300	10°/15°
	5.50 m	MC 40 Powershift MC 50 Powershift	5550 5560	2855	1855 1865	6550	4000 4000		2880 2150	3200 2400	10°/15°
	6.00 m	MC 40 Powershift MC 50 Powershift	6050 6060	3030	2030 2040	7050	4000 4000		2350 1800	2600 2000	10°/15°

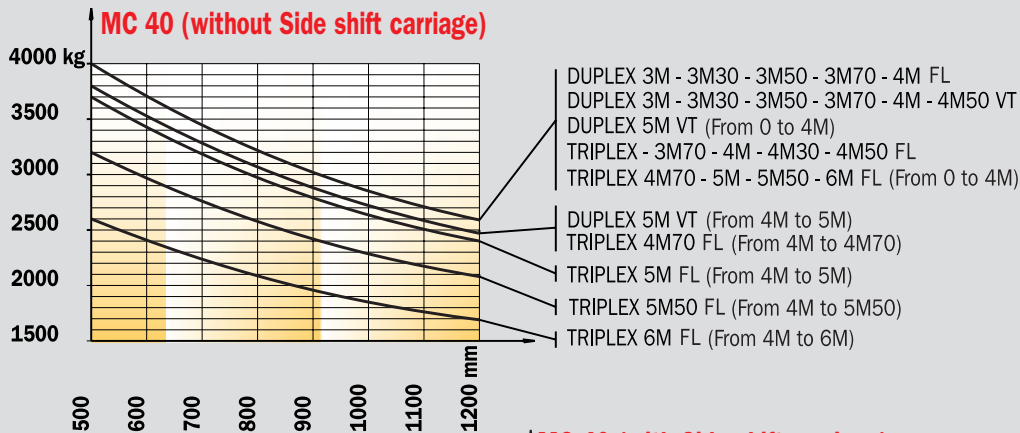
Tyres MC 40/MC 50 Powershift

Standard		Options				
Front	Rear	Front	Front	Rear	Rear	Rear
Industrial tyres	Industrial tyres	Mixed tyres	Mixed tyres	Mixed tyres	Industrial tyres	Industrial tyres
445/65 R 19.5 XZY Tubeless 165 K	10 R 17.5 134/132 M G291	18 R 19.5 XF Tubeless (445/65R 19.5)	18-19.5 ML 224 18 PR Tubeless	285/70R 19,5 XZY Tubeless 140/137 L	10 R 17.5 LSR Tubeless 134/132 L	10 R 17.5 LDR Tubeless 134/132 L
Tyre width (mm)						
450	250	450	460	290	262	262
Overall width (mm)						
2050	1890	2050	2060	1880	1902	1902
						

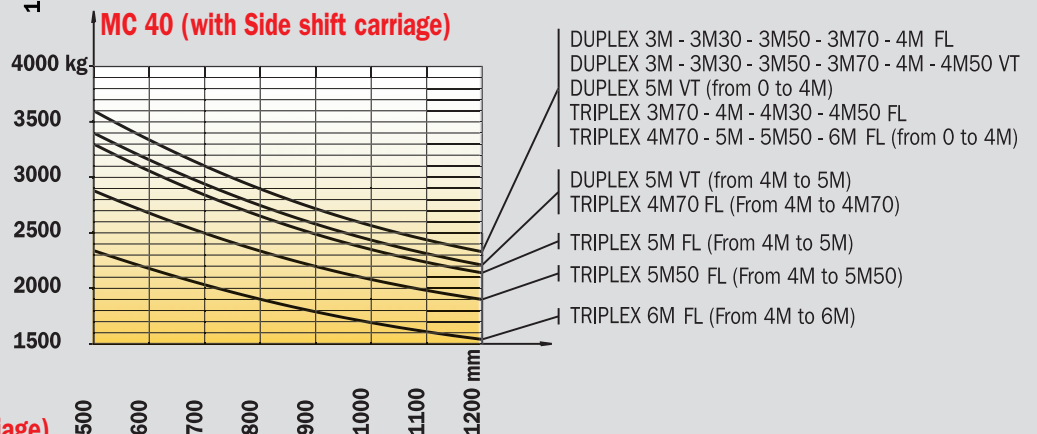
Load charts MC 40/MC 50 Powershift

(In accordance with standard EN 1726 - 1 Appendix H)

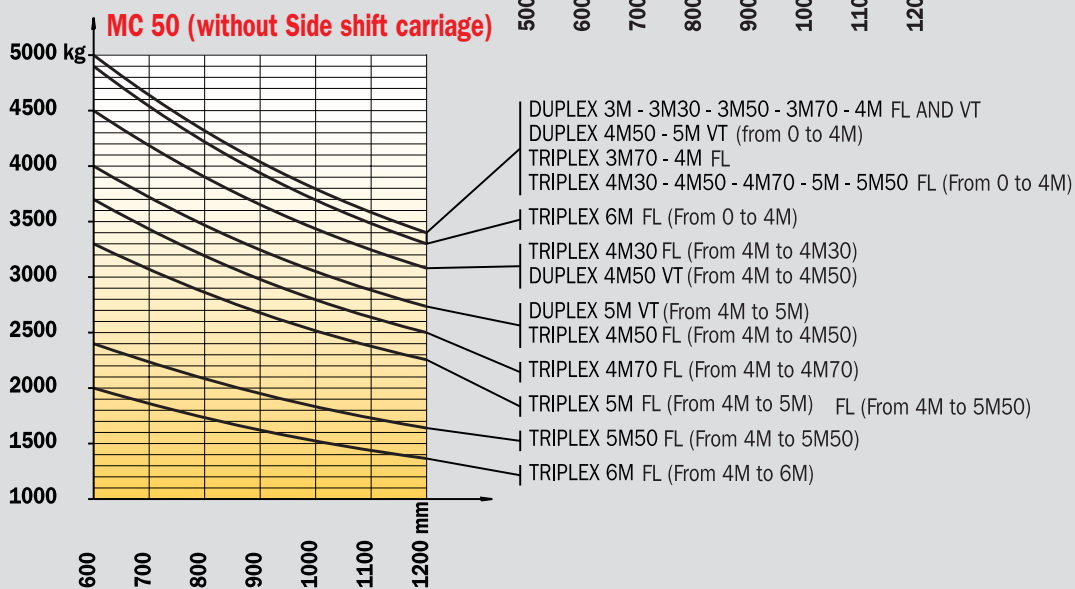
MC 40 (without Side shift carriage)



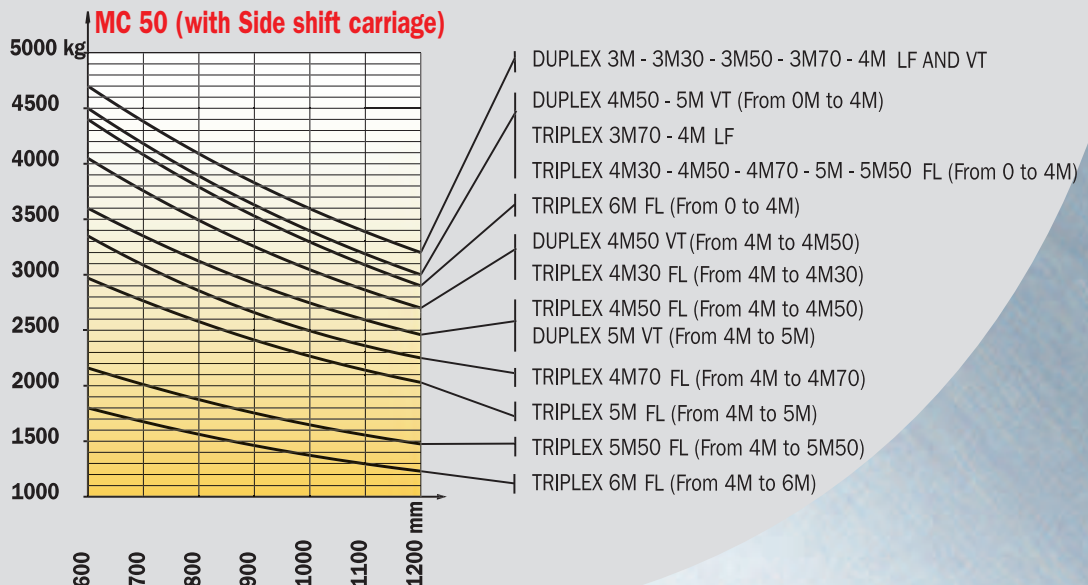
MC 40 (with Side shift carriage)



MC 50 (without Side shift carriage)



MC 50 (with Side shift carriage)





- **Comfortable and ergonomically designed driver's compartment**

These yard forklifts are designed to be spacious and comfortable. The driver has an enclosed cab (volume 2m³) with tinted windows as standard.

Masts in the MANITOU range have widely spaced profiles to maintain good forward vision.

The cab is fitted out to ensure a comfortable driving position, with a fabric-covered seat, a steering column that can be adjusted to suit the driver, a practical dashboard, and control levers near the seat.

A version with an open cab is also available as an option.



- **Working environment**

The driver's compartment is accessible from either side of the truck using a wide non-slip step.

The doors open and lock from the outside of the truck so that work can be carried out with the doors open with no risk.



The cab is suspended to insulate the operator from vibrations and noise.

The sound level to the environment complies with the latest standards in force.

The range MC includes models from 3 to 7 tonnes.

MC 40/50 Powershift



Load capacity

MC 40 Powershift.....4000 kg
At 500 mm load center
MC 50 Powershift.....5000 kg
At 600 mm load center



Standard lifting height.....3.70 m

Speed unladen/laden (m/s)
Lifting MC 40 Powershift.....0.53/0.49
MC 50 Powershift.....0.46/0.40
Lowering MC 40 Powershift.....0.41/0.50
MC 50 Powershift.....0.41/0.50



Tyres

Front445/65 R 19.5 Tubeless XZY 165 K
Rear10 R 17.5 G 291



Forks (mm)

Length1200
Width x thickness MC 40 Powershift.....150x50
MC 50 Powershift.....150x60



Brakes hydraulically operated oil-immersed multidiscs



PERKINS engine

TypeAtmo 1004.42
Capacity4 cyl. - 4233 cm³
Rated speed2200 r.p.m.
Power (ISO/TR 14396)60 Kw (80 HP)
Maximum torque300 Nm at 1400 r.p.m.
Direct injection
Water cooling



Transmission.....Powershift

Electro hydraulic reversing shift
4 speeds forward and 3 speeds reverse
Maximum travel speed25 km/h
Hydraulic differential lock



Hydraulics

Main pump
Gear type MC 40/50 Powershift.....210 bar/87 l./mn
Flow divider with priority to steering
gear type.....145 bar/87 l./mn

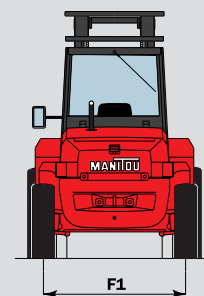
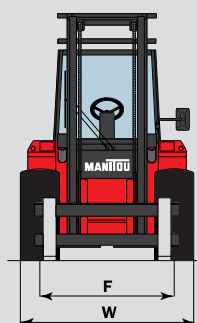
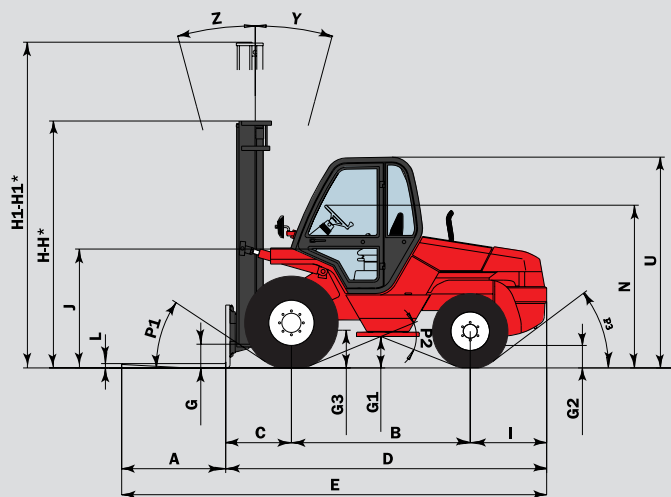


Capacités

Cooling system19 l
Engine oil10.5 l
Hydraulic oil80 l
Transmission oil.....12.5 l
Fuel tank.....85 l

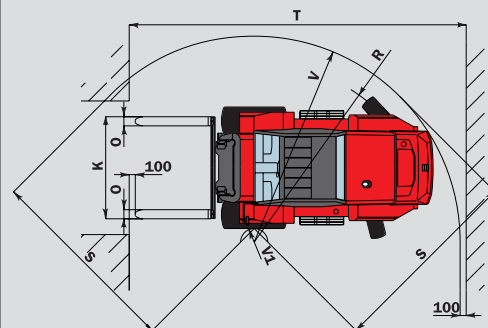


Weight (with forks) MC 40 Powershift6660 kg
MC 50 Powershift7620 kg



	MC 40 Powershift	MC 50 Powershift
A	1200	1200
B	2063	2063
C	762	772
D	3745	3755
E	4945	4955
F	1590	1590
F1	1640	1640
G	265	265
G1	365	365
G2	290	290
G3	360	360
H	2855	2855
H1	4750	4750
H*	2455	2455
H1*	5350	5350
I	920	920
J	1380	1380
K	1670	1670
L	50	60
N	1840 à 1900	
O	150	150
P1	33.5°	33.5°
P2	44°	44°
P3	37°	37°
R	2970	2970
S	3255	3255
T	5560	5570
U	2420	2420
V	3395	3395
V1	200	200
W	2050	2050
Y	15°	15°
Z	15°	15°

mm



Standard :

- Closed cab with tinted windows
- Fabric-covered seat
- Adjustable steering wheel
- Heating
- Front and rear windscreen wipers and washers
- Exterior left-hand rear-view mirror
- Front and rear driving lights
- Hydraulic differential lock
- ...

Options

- Cab
- Rotating beacon
- Reverse Alarm
- Working light
- Wide carriages
- Various attachments such as buckets, sideshift carriage, grabs, etc...

This publication in no way constitutes an offer and the company reserve the right to alter specification without prior notice.
The MANITOU models presented in this brochure can be supplied complete with optional equipment attachments.



MANITOU B.F. S.A.

B.P.249 - 44158 ANCENIS CEDEX - FRANCE

TEL : 33 2 40 09 10 11

EXPORT DEPARTMENT FAX : 33 2 40 09 10 97

www.manitou.com